

WAVASORB® FH Y

Flat Sheet Hybrid Absorber

- WAVASORB® FH Y is a series of thin, flat sheet, hybrid absorbers which are typically used on top of ferrite tiles in EMC chambers.
- Designed for use in non-critical areas in EMC chambers.
- Certified to fire-retardancy and environmental specifications through containing an advanced chemical composition.

Installation Methods

WAVASORB® FHY is typically bonded to the ferrite surface using either WAVASORB® Adhesive or velcro-fastener.

Pieces to cover the floor may simply be put into place or may be bonded to the surface.

Applications

WAVASORB® FHY is the preferred solution for the anechoic chamber lining of non-critical and complex areas in EMC chambers.

The optimum layout depends on the precise chamber dimensions and test configuration.

If a broadband performance from below 30 MHz to over 40 GHz is required, the best possible absorber choice that go with WAVASORB® FHY, is WAVASORB® VHY (check the datasheet WAVASORB® VHY into this respect).


Sizes of WAVASORB® FHY can easily be customized to fit any specific project area.

Multiple variables go with WAVASORB® FHY-absorbers, e.g. plastic coating, painting/coating colours, ...

For more information, contact your sales representative.

Measurement techniques


WAVASORB®FHY is manufactured in well-defined batches and their fire-retardant properties are monitored following internal ISO 9001 procedures.



Characteristics

Handling temperature⁽¹⁾	+5°C to +35°C
Humidity range	30% to 70%
Fire retardancy tests	Compliant with: - DIN 4102-1 Class B2 - NRL 8093 Tests 1, 2 and 3
REACH compliant	According to EC 1907/2006
RoHS compliant	According to 2015/863/EU
Quality control	ISO 9001
Product life	+25 years under controlled environment

⁽¹⁾ Depending on the application, the absorber can withstand temperatures of +90°C; for more information, contact your sales representative



Physical properties

	Standard color ⁽¹⁾	Standard footprint ⁽²⁾
WAVASORB® FHY	Light blue	60 cm x 60 cm


⁽¹⁾ Contrast colours available on request

⁽²⁾ The above-mentioned dimensions have a tolerance of +/-6 mm

	Total height ⁽¹⁾ (cm)	Nominal weight ⁽²⁾ (kg)
WAVASORB® FHY	10,0	2,0

⁽¹⁾ The above-mentioned dimensions have a tolerance of +/-6 mm; the dimensions of WAVASORB® FHY may vary according to the absorber layout of the chamber; consult your sales representative for more information

⁽²⁾ Weight values are subject to changes



E&C Anechoic Chambers nv

Nijverheidsstraat 7A
B-2260 Westerlo
Belgium

Tel.: +32 14 59 58 00

sales@ecac.be
www.ecac.be

Albatross Projects RF Technology

India Pvt. Ltd
312, Siddhraj Zori, Near Sargasan Cross, KH-0,
Off S.G. Highway
Gandhinagar, 382421
India

Tel.: +91 97 3737 9537
Fax: +91 79 2975 0780

info@albatross-projects.in
www.albatross-projects.in

E&C Anechoic Chambers Asia Ltd.

7K King Palace Plaza,
55 King Yip Street, Kwun Tong
Kowloon, HongKong

Tel.: +852 3975 9871

asia-sales@ecac.be
www.ecac.be

Specifications subject to change without notice. ECAC 04/2024

Albatross Projects GmbH

Daimlerstrasse 17
89564 Nattheim
Germany

Tel.: +49 7321 730 500
Fax: +49 7321 730 590

info@albatross-projects.com
www.albatross-projects.com

Albatross Projects RF Technology

(Shanghai) Co., Ltd.
Block 35, No.100 Baise Road
Inside Grand Skylight Gardens Hotel
200231 Shanghai
P.R. China

Tel.: +86 21 6434 1110
Fax: +86 21 6434 7800

info@albatross-projects.com.cn
www.albatross-projects.com.cn

AP Americas Inc.

3101 Skyway Circle N.
75038 Irving, Texas USA

Tel.: +1 972 295 9100
Fax: +1 972 810 3223

info@apamericas.com
www.apamericas.com



Safety Considerations: It is recommended to consult the E&C ANECHOIC CHAMBERS product literature, including material safety data sheets, prior to use E&C ANECHOIC CHAMBERS products. These may be obtained from your local sales office.

Warranty: Values shown are based on testing of laboratory test specimens and represent data that falls within the normal range of properties of the material. These values are not intended for use in establishing maximum, minimum or ranges of values for specification purposes. Any determination of the suitability of the material or any use contemplated by the user and the manner of such use is the sole responsibility of the user who must assure that the material as subsequently processed meets the needs of this particular product or use. We hope the information given here will be helpful. It is based on data and knowledge considered to be true and accurate and is offered for the user's consideration, investigation and verification but we do not warrant the results to be obtained. Please read all statements, recommendations or suggestions in conjunction with our conditions of sale INCLUDING THOSE LIMITING WARRANTIES AND REMEDIES which apply to all goods supplied by us. We assume no responsibility for the use of these statements, recommendations or suggestions nor do we intend them as a recommendation for any use which would infringe any patent or copyright.